

# HOW ABSOLUTE RETURN FUND

Factsheet – October 2025

## Investment objective

The investment objective of the HOW Absolute Return Fund is mainly to achieve a positive absolute return over the medium term through capital growth. In order to achieve its investment objective, the fund invests in European and American equity securities and rights as well as in fixed- or variable-interest debt securities and debt securities and/or in money market instruments of issuers worldwide. The HOW Absolute Return Fund is actively managed without referencing a benchmark. The performance of the sub-fund is not coupled with any reference index, so it can make its investment decisions independently of such indices.

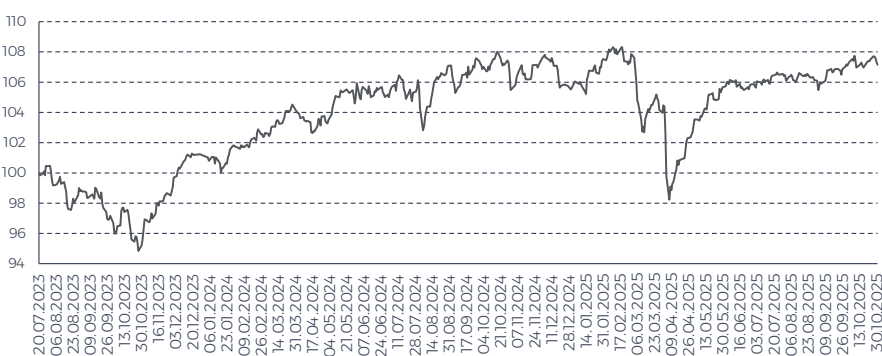
## General Information

Fund name	HOW Absolute Return Fund						
Share class	EUR I						
ISIN	LI1278249639						
Launch date	20.07.2023						
Fund size	EUR 11.8mn						
Last NAV	EUR 107.15						
Fund type	UCITS						
Investment zone	Europe and USA						
Use of proceeds	Accumulation						
SRI according to KID 06.05.2025	1	2	3	4	5	6	7

## Fees

Issue premium	none
Redemption charge	none
Management fee	max. 1.25%
Performance fee	15%
High watermark	yes
Hurdle rate	no

## Historical performance



## Monthly performances

Year	Jan	Feb	Mar	Apr	May	Jun	Jul	Aug	Sept	Oct	Nov	Dec
2025	1.45%	1.82%	0.30%	-3.61%	-1.22%	2.88%	0.20%	0.57%	-0.31%	0.98%	-0.03%	
2024	4.39%	0.54%	0.67%	2.06%	-1.06%	1.47%	0.09%	1.06%	0.90%	0.27%	-1.77%	1.70%
2023	1.18%							0.46%	-1.60%	-1.70%	-1.65%	3.65%

## Monthly Comment

Global equity markets advanced in October, supported by resilient corporate earnings, moderating inflation, and growing expectations that central banks are nearing the end of their tightening cycles.

In the United States, equities posted another month of solid gains, with the S&P 500 rising 2.58% and the Nasdaq Composite up 4.70%. The rally was once again led by technology names, which benefited from robust quarterly results and sustained investor enthusiasm for artificial intelligence, semiconductors, and cloud computing. Financials also contributed positively, helped by stabilising bond yields and resilient credit markets.

By contrast, defensive sectors such as utilities and consumer staples lagged, as investors continued to rotate into cyclical and growth-oriented areas.

Business surveys indicated a modest slowdown in both manufacturing and services, though overall activity remained stable. The Federal Reserve delivered another 25-basis point rate cut during the month, lowering the Fed Funds target range to 3.75%-4.00%.

In Europe, equities followed a similar positive trend. The EuroStoxx 600 gained 2.46%, while the EuroStoxx 50 advanced 2.39%. Markets were buoyed by better-than-expected corporate earnings and improving sentiment in the services sector, with the eurozone composite PMI reaching its highest level since early 2024. Activity in Germany showed further signs of recovery, while inflation eased to 2.1%, allowing the European Central Bank to keep rates unchanged and reaffirm its confidence that policy remains appropriately calibrated. Financials and industrials led the gains, supported by solid balance sheets and steady demand, whereas consumer staples and healthcare underperformed due to profit-taking and subdued earnings momentum.

In fixed income, Corporate bond yields were little changed overall, as investors weighed softer inflation prints against cautious central bank messaging, supported by healthy fundamentals and tight credit spreads.

Volatility remained contained throughout the month, with both the VIX and European volatility indices holding near multi-month lows. Investor sentiment stayed constructive, underpinned by expectations of a soft landing and further support from central banks heading into year-end.

In this environment, the HOW Absolute Return Fund – EUR I delivered a -0.03% return for October.

The main positive contributors to performance in October were the BCV Green Hydrogen Economy certificate, EssilorLuxottica, Alphabet, and Sandoz Group.

The BCV Green Hydrogen Economy certificate performed well, supported by renewed investor interest in the energy transition theme and growing confidence in hydrogen as a key component of decarbonisation strategies. EssilorLuxottica advanced after reporting solid quarterly results, with robust sales in both eyewear and lenses and continued strength across its global retail network. Alphabet contributed positively, extending its gains on the back of sustained advertising revenues and further progress in artificial intelligence and cloud computing initiatives. Sandoz Group also added to performance, benefiting from steady growth in its generics portfolio and a supportive outlook for the healthcare sector.

On the negative side, Arthur J. Gallagher detracted slightly after the insurance broker's quarterly update came in line with expectations but failed to trigger further. BAE Systems also weighed on performance as the stock consolidated recent gains amid a pause in defence-related momentum.

The US dollar hedge against the euro detracted, as the single currency appreciated modestly during the month, while Meta Platforms also weighed on performance after its quarterly earnings report. Investors reacted negatively to higher capital expenditure and cost guidance for 2026, reflecting concerns over the near-term return on Meta's large-scale AI and infrastructure investments

# HOW ABSOLUTE RETURN FUND

Factsheet – October 2025

## Allocation

Equity	38.01%
Bonds	61.90%
Cash	1.08%

## Key Data

Highest NAV (19.02.2024)	108.33	Annualised volatility	5.62%
Lowest NAV (27.10.2023)	94.85	Max drawdown	-9.32%
% positive	55.18%	Duration	5.02
Best period	1.42%	YTM	3.52%
Worst period	-2.78%		

## Top 5 equity holdings

HOW Made of Switzerland Fund	6.16%
Microsoft Corp.	3.80%
Berkshire Hathaway	1.93%
Arthur J. Gallagher & Co	1.46%
BAE Systems PLC	1.44%

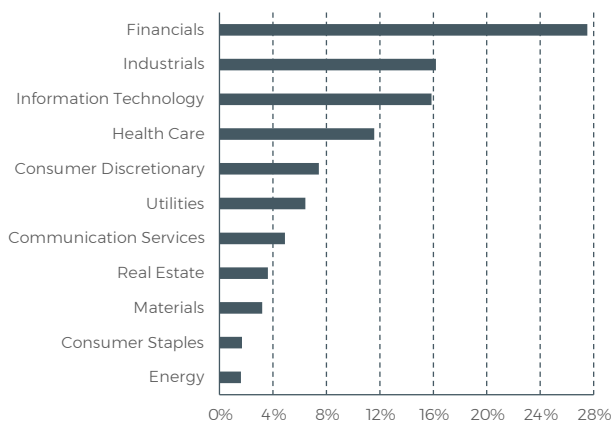
## Top 5 contributors

BCV Green Hydrogen Economy	0.17%
EssilorLuxottica	0.16%
Alphabet Inc	0.15%
Sandoz Group	0.11%
Airbus SE	0.10%

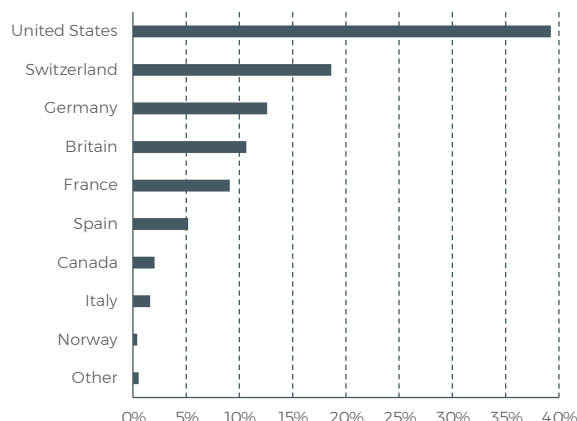
## Top 5 detractors

Arthur J. Gallagher & Co	-0.33%
BAE Systems PLC	-0.21%
FWD USD/EUR	-0.19%
Meta Platforms Inc	-0.08%
Berkshire Hathaway	-0.08%

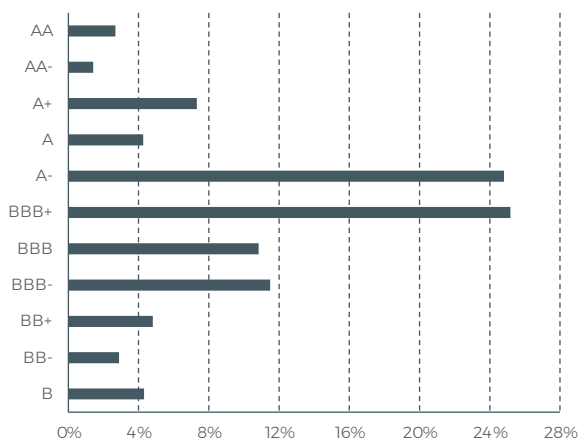
## Sector breakdown (Equities)



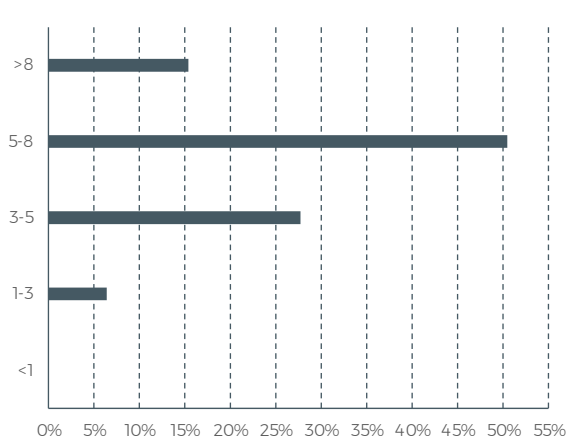
## Geographic breakdown (Equities)



## Ratings (Bonds)



## Maturities (Bonds)



This document is for information purposes and it represents advertisement material and it is based on the prospectus and on the key information document of the HOW Absolute Return Fund, which is available upon request by House of Wealth SA (registered office in Piazza Colombaro 6, 6952 Canobbio, E-mail address: [info@houseofwealth.ch](mailto:info@houseofwealth.ch), Telephone number: +41 91 910 68 80). The present set of information are available only to investors resident in Switzerland, Italy and Liechtenstein. The performances figures shown in this document are based on either estimated or final prices as supplied to House of Wealth SA by third party information providers. Although House of Wealth SA and its information providers seek to ensure that such information is accurate and has been obtained from sources presumed to be reliable, no warranty, expressed or implied, is made as to its accuracy and House of Wealth SA shall not be held liable for any inaccuracies or incompleteness. Past performance is not necessarily indicative of future results. This document is strictly confidential. It is made with the aim of informing House of Wealth's clients and may not be redistributed to third parties albeit related to House of Wealth's client without the express, written consent of House of Wealth SA. The information contained in this document shall not be considered as legal, tax, regulatory or other advice. Its recipient should obtain relevant and specific advice regarding its local regulation before making any investment decision.